




BRG0006

**FITTING INSTRUCTIONS FOR BRG0006SS RADIATOR GUARD**  
**KAWASAKI Z900RS 2018**

Page | 1



**THIS KIT CONTAINS THE ITEMS PICTURED AND LABELLED BELOW.**  
**DO NOT PROCEED UNTIL YOU ARE SURE ALL PARTS ARE PRESENT.**

Please note that the way the kit is packed does not necessarily represent the way of mounting to the bike

Please note that in cases where kits are packed with rubber washers holding the components onto the bolt – *the rubber washers should be thrown away!*

THE PARTS SHOWN MAY BE REPRESENTATIVE ONLY (FOR CLARITY OF INSTRUCTIONS ONLY)

**Digital copies of these instructions are available to download from [www.rg-racing.com](http://www.rg-racing.com)**

**GENERAL TORQUE SETTINGS**

M4 BOLT = 8Nm  
M5 BOLT = 12Nm  
M6 BOLT = 15Nm  
M8 BOLT = 20Nm  
M10 BOLT = 40Nm

**TOOLS REQUIRED**

- Socket set to include 10 socket and wrench or spanner.
  - 4mm Allen key.

**In This Kit There Should Be**


- 1 x Radiator Guard (BRG0006SS).
- 3 x 100mm Lengths of self-adhesive Foam.
  - 4 x Cable Ties.

R&G Racing  
Unit 1, Shelley's Lane, East Worldham, Alton, Hampshire, GU34 3AQ  
Tel: +44 (0)1420 89007 Fax: +44 (0)1420 87301 [www.rg-racing.com](http://www.rg-racing.com) Email: [info@rg-racing.com](mailto:info@rg-racing.com)




BRG0006

Page | 2



Picture 1



Picture 2



Picture 3



Picture 4



Picture 5



Picture 6



BRG0006



Picture 7



Picture 8

### **FITTING INSTRUCTIONS**

- To fit the radiator guard to the bike, cut the foam strip provided into 10mm wide pieces and stick them to the back of the radiator guard frame, so that they sit between the radiator guard and the radiator.
- Remove the two upper radiator mounting bolts arrowed in pictures 1 and 2.
- Remove the lower radiator mounting bolt arrowed in picture 3.
- Offer the radiator guard into position as shown in the top picture and secure using the original bolts in the upper mounts as shown in pictures 4 and 5 (do not fully tighten at this stage).
- Secure the lower mount using the original bolt as shown in picture 6.
- Use the supplied cable ties to secure the lower radiator guard mounts as shown in pictures 7 and 8.
- Finally tighten all bolts and nuts.

ISSUE 1 01/08/2018 (NSY)

### **CONSUMER NOTICE**

The catalogue description and any exhibition of samples are only broad indications of the Products and R&G may make design changes which do not diminish their performance or visual appeal and supplying them in such state shall conform to the order. The Buyer acknowledges no representation or warranty (other than as to title) has been given or will apply to the Products other than those in R&G's order or confirmation and the Buyer confirms it has chosen the Products as being of merchantable quality and suitable for its particular purposes. Where R&G fits the Products or undertakes other services it shall exercise reasonable skill and care and rectify any fault free of charge unless the workmanship has been disturbed. The Buyer is responsible for ensuring that the warranty on the motorcycle is not affected by the fitting of the Products. On return of any defective Products R&G shall at its option either supply a replacement or refund the purchase money but shall not be liable if the Products have been modified or used or maintained otherwise than in accordance with R&G's or manufacturer's instructions and good engineering practice or if the defect arises from accident or neglect. Other than identified above and subject to R&G not limiting its liability for causing death and personal injury, it shall not be liable for indirect or consequential loss and otherwise its liability shall be limited to the amounts paid by the Buyer for the Products or the fitting or service concerned. These terms do not affect the Buyer's statutory rights.

### **R&G RACING RETURNS POLICY (NON-FAULTY GOODS)**

Returns must be pre-authorized (if not pre-authorized the return will be rejected). Goods may only be returned direct to us if they were purchased direct from us (customer must prove if necessary). Otherwise to be returned to original vendor. Goods must be in re-sellable condition, in the opinion of R&G Racing. All returns are subject to a 25% restocking and handling fee (25% of the gross value exc. P&P – at the prevailing price at time of purchase). The customer must pay any and all carriage charges. No returns of discontinued products, unless within 14 days of purchase. This policy does not affect your statutory rights and does not refer to faulty goods.

R&G Racing

Unit 1, Shelley's Lane, East Worldham, Alton, Hampshire, GU34 3AQ

Tel: +44 (0)1420 89007 Fax: +44 (0)1420 87301 [www.rg-racing.com](http://www.rg-racing.com) Email: [info@rg-racing.com](mailto:info@rg-racing.com)





BRG0006

**NOTICE DE MONTAGE POUR BRG0006SS**  
**GRILLE DE PROTECTION RADIATEUR**  
**KAWASAKI Z900RS 2018**

Page | 4



**Le kit contient les articles exposés ci-dessous, vérifier que toutes les pièces soient présentes avant de procéder au montage.**

**La façon dont le kit est emballé ne correspond pas forcément à la façon de monter les pièces sur la moto.**

**LES PARTIES PRÉSENTÉES PEUVENT ÊTRE UNIQUEMENT REPRESENTATIVES (POUR LA CLARTE DES INSTRUCTIONS UNIQUEMENT)**

**Notez que si les kits sont emballés avec des rondelles en caoutchouc servant à tenir les composants, ces rondelles doivent être jetées.**

**Notice disponible au téléchargement sur [www.rg-racing.com](http://www.rg-racing.com)**

**VALEURS DE SERRAGE RECOMMANDÉES**

M4 BOULON = 8Nm  
M5 BOULON = 12Nm  
M6 BOULON = 15Nm  
M8 BOULON = 20Nm  
M10 BOULON = 40Nm

**OUTILS REQUIS**

- Jeu de clé à cliquet + douille 10mm
  - Clé Allen 4mm.

**Le kit doit contenir:**

- 1 x Grille de protection radiateur (BRG0006SS).
- 3 x 100mm Longueurs de manchons thermo rétractable.
  - 4 x Colliers de serrage.

R&G Racing  
Unit 1, Shelley's Lane, East Worldham, Alton, Hampshire, GU34 3AQ  
Tel: +44 (0)1420 89007 Fax: +44 (0)1420 87301 [www.rg-racing.com](http://www.rg-racing.com) Email: [info@rg-racing.com](mailto:info@rg-racing.com)



BRG0006

Page | 5




Photo 1




Photo 2




Photo 3



Photo 4



Photo 5



Photo 6



BRG0006

Page | 6




Photo 7



Photo 8

### **NOTICE DE MONTAGE**

- Couper le bandeau de mousse fourni en pièces de 10mm puis collez-les au bas du cadre de protection radiateur, de façon à ce qu'elles se placent entre la protection radiateur et le radiateur.
- Enlever les 2 boulons de fixation supérieurs du radiateur, visibles sur les photos 1 et 2.
- Enlever le boulon de fixation inférieur du radiateur, visible sur la photo 3.
- Monter la grille de radiateur en place, voir la photo du haut puis fixer à l'aide des boulons d'origine dans les supports supérieurs, voir photos 4 et 5 (Ne pas serrer complètement à ce stade).
- Fixer le support inférieur à l'aide du boulon d'origine, voir photo 6.
- Utiliser les colliers de serrage fournis pour fixer les supports de grille de protection radiateur inférieurs, voir photos 7 et 8.
- Serrer tous les boulons et écrous.

ISSUE 1 01/08/2018 (NSY)

### **CONSUMER NOTICE**

The catalogue description and any exhibition of samples are only broad indications of the Products and R&G may make design changes which do not diminish their performance or visual appeal and supplying them in such state shall conform to the order. The Buyer acknowledges no representation or warranty (other than as to title) has been given or will apply to the Products other than those in R&G's order or confirmation and the Buyer confirms it has chosen the Products as being of merchantable quality and suitable for its particular purposes. Where R&G fits the Products or undertakes other services it shall exercise reasonable skill and care and rectify any fault free of charge unless the workmanship has been disturbed. The Buyer is responsible for ensuring that the warranty on the motorcycle is not affected by the fitting of the Products. On return of any defective Products R&G shall at its option either supply a replacement or refund the purchase money but shall not be liable if the Products have been modified or used or maintained otherwise than in accordance with R&G's or manufacturer's instructions and good engineering practice or if the defect arises from accident or neglect. Other than identified above and subject to R&G not limiting its liability for causing death and personal injury, it shall not be liable for indirect or consequential loss and otherwise its liability shall be limited to the amounts paid by the Buyer for the Products or the fitting or service concerned. These terms do not affect the Buyer's statutory rights.

### **R&G RACING RETURNS POLICY (NON-FAULTY GOODS)**

Returns must be pre-authorized (if not pre-authorized the return will be rejected). Goods may only be returned direct to us if they were purchased direct from us (customer must prove if necessary). Otherwise to be returned to original vendor. Goods must be in re-sellable condition, in the opinion of R&G Racing. All returns are subject to a 25% restocking and handling fee (25% of the gross value exc. P&P – at the prevailing price at time of purchase). The customer must pay any and all carriage charges. No returns of discontinued products, unless within 14 days of purchase. This policy does not affect your statutory rights and does not refer to faulty goods.

R&G Racing

Unit 1, Shelley's Lane, East Worldham, Alton, Hampshire, GU34 3AQ

Tel: +44 (0)1420 89007 Fax: +44 (0)1420 87301 [www.rg-racing.com](http://www.rg-racing.com) Email: [info@rg-racing.com](mailto:info@rg-racing.com)





BRG0006

**MONTAGEANLEITUNG FÜR BRG0006SS KÜHLERSCHUTZ**  
**KAWASAKI Z900RS 2018**

Page | 7



**ALLE KIT-TEILE SIND UNTEN ABGEBILDET UND GEKENNZEICHNET. BEVOR SIE MIT DER MONTAGE BEGINNEN, ÜBERPRÜFEN SIE, DASS ALLE TEILE VORHANDEN SIND.**

**Hinweis:** Die Verpackung der Teile stellt nicht die Reihenfolge der Montage dar.

Hinweis für Kits mit Plastikunterlegscheiben an den Schrauben – *Diese Unterlegscheiben werden nicht für den Einbau benötigt!*

DIE UNTEN ABGEBILDETEN TEILE DIENEN LEDIGLICH ZUR ERKLÄRUNG

**Eine digitale Version dieser Montageanleitung kann auf folgender Seite heruntergeladen werden:**  
[www.rg-racing.com](http://www.rg-racing.com)

**ANZUGSDREHMOMENTE:**

M4 SCHRAUBE = 8 Nm  
M5 SCHRAUBE = 12 Nm  
M6 SCHRAUBE = 15 Nm  
M8 SCHRAUBE = 20Nm  
M10 SCHRAUBE = 40Nm

**TOOLS REQUIRED**

- Steckschlüsselsatz mit 10mm Steckschüssel oder Gabelschlüssel
  - 4mm Inbusschlüssel

**Dieser Kit beinhaltet:**

- 1 x Kühlerschutz (BRG0006SS)
- 3 x 100mm selbstklebende Schaumstoffstreifen
  - 4 x Kabelbinder

R&G Racing  
Unit 1, Shelley's Lane, East Worldham, Alton, Hampshire, GU34 3AQ  
Tel: +44 (0)1420 89007 Fax: +44 (0)1420 87301 [www.rg-racing.com](http://www.rg-racing.com) Email: [info@rg-racing.com](mailto:info@rg-racing.com)



BRG0006




Abbildung 1



Abbildung 2



Abbildung 3



Abbildung 4



Abbildung 5



Abbildung 6





BRG0006

Page | 9




Abbildung 7



Abbildung 8

### MONTAGEANLEITUNG

- Um den Kühlerschutz am Motorrad zu montieren, schneiden Sie zuerst die mitgelieferten Schaumstoffstreifen in 10 mm breite Streifen und kleben Sie diese auf der Rückseite des Kühlerschutzrahmens, so dass sie zwischen dem Kühlerschutz und dem Kühler angebracht sind.
- Entfernen Sie die zwei oberen Montageschrauben, die in den Abbildungen 1 und 2 mit Pfeilen gekennzeichnet sind.
- Entfernen Sie die untere Montageschraube, die in Abbildung 3 markiert ist.
- Den R&G Kühlerschutz in Position bringen wie in der oberen Abbildung abgebildet, und mit den Originalschrauben an den oberen Halterungen befestigen (siehe Abbildungen 4 und 5). Die Schrauben zu diesem Zeitpunkt noch nicht festziehen.
- Die untere Halterung mit der Originalschraube befestigen – siehe Abbildung 6.
- Benutzen Sie die mitgelieferten Kabelbinder, um die unteren Halterungen am Kühlerschutz zu sichern – siehe Abbildungen 7 und 8.
- Ziehen Sie nun alle Schrauben und Muttern fest.

AUSGABE 1 01/08/2018 (NSY)

#### CONSUMER NOTICE

The catalogue description and any exhibition of samples are only broad indications of the Products and R&G may make design changes which do not diminish their performance or visual appeal and supplying them in such state shall conform to the order. The Buyer acknowledges no representation or warranty (other than as to title) has been given or will apply to the Products other than those in R&G's order or confirmation and the Buyer confirms it has chosen the Products as being of merchantable quality and suitable for its particular purposes. Where R&G fits the Products or undertakes other services it shall exercise reasonable skill and care and rectify any fault free of charge unless the workmanship has been disturbed. The Buyer is responsible for ensuring that the warranty on the motorcycle is not affected by the fitting of the Products. On return of any defective Products R&G shall at its option either supply a replacement or refund the purchase money but shall not be liable if the Products have been modified or used or maintained otherwise than in accordance with R&G's or manufacturer's instructions and good engineering practice or if the defect arises from accident or neglect. Other than identified above and subject to R&G not limiting its liability for causing death and personal injury, it shall not be liable for indirect or consequential loss and otherwise its liability shall be limited to the amounts paid by the Buyer for the Products or the fitting or service concerned. These terms do not affect the Buyer's statutory rights.

#### R&G RACING RETURNS POLICY (NON-FAULTY GOODS)

Returns must be pre-authorized (if not pre-authorized the return will be rejected). Goods may only be returned direct to us if they were purchased direct from us (customer must prove if necessary). Otherwise to be returned to original vendor. Goods must be in re-sellable condition, in the opinion of R&G Racing. All returns are subject to a 25% restocking and handling fee (25% of the gross value exc. P&P – at the prevailing price at time of purchase). The customer must pay any and all carriage charges. No returns of discontinued products, unless within 14 days of purchase. This policy does not affect your statutory rights and does not refer to faulty goods.

R&G Racing

Unit 1, Shelley's Lane, East Worldham, Alton, Hampshire, GU34 3AQ

Tel: +44 (0)1420 89007 Fax: +44 (0)1420 87301 [www.rg-racing.com](http://www.rg-racing.com) Email: [info@rg-racing.com](mailto:info@rg-racing.com)